



EYFS LEARNING IN GEOGRAPHY at Margaret Wix Nursery and Primary school

Overview

In EYFS, Geography is addressed under the 'Understanding Of The World' (UW) area of learning.

People, Culture and Communities

Describe their immediate environment using knowledge from observation, discussion, stories, non-fiction texts and maps.

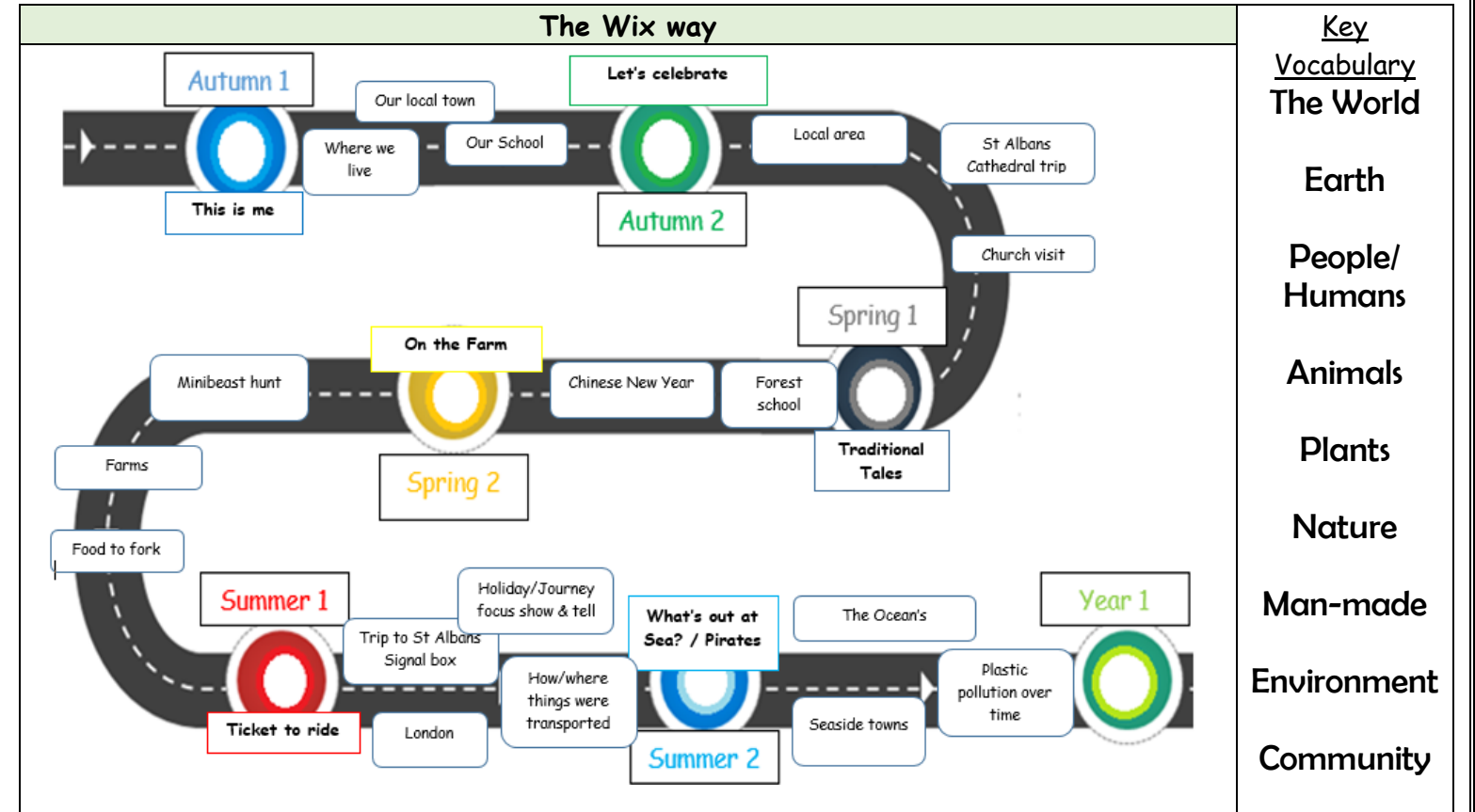
Explain some similarities and differences between life in this country and life in other countries, drawing on knowledge from stories, non-fiction texts and (when appropriate) maps.

The Natural World

Explore the natural world around them, making observations and drawing pictures of animals and plants. Know some similarities and differences between the natural world around them and contrasting environments, drawing on their experiences and what has been read in class.

Along with focus lessons, here is where you will also see GEOGRAPHY applied in EYFS.

Reception environment	<u>Creative area</u> 	<u>Writing area</u> 	<u>Role play area</u> 	<u>Construction/small world area</u>
	<u>Reading area</u> 	<u>Snack area</u> 	<u>Investigation station</u> 	<u>Day and weather</u>
Other opportunities	<u>Show & Tell</u> 		<u>Family wall</u> 	







- Key Vocabulary
The World
- Earth
 - People/ Humans
 - Animals
 - Plants
 - Nature
 - Man-made
 - Environment
 - Community

Geography in EYFS

EYFS

Through trips and experiences, we aim to allow children to gain knowledge of their local town and local area. We aim to use all that our school site offers to provide experiences broadening children's knowledge of the natural world and immediate environment. Through careful planning and topics we address where our families come from, where in the world species of animals live and the different Oceans on planet Earth.

Nursery environment	<u>Creative area</u> 	<u>Reading area</u> 	<u>Role play area</u> 	<u>Small world area</u> 		

Linked areas of learning

Communication & Language development	
Listening, Attention and Understanding Speaking	<ul style="list-style-type: none"> Listen attentively and respond to what they hear with relevant questions, comments and actions when being read to and during whole class discussions and small group interactions. Make comments about what they have heard and ask questions to clarify their understanding. Hold conversation when engaged in back-and-forth exchanges with their teacher and peers Participate in small group, class and one-to-one discussions, offering their own ideas, using recently introduced vocabulary. Offer explanations for why things might happen, making use of recently introduced vocabulary from stories, non-fiction, rhymes and poems when appropriate. Express their ideas and feelings about their experiences using full sentences, including use of past, present and future tenses and making use of conjunctions, with modelling and support from their teacher.



Children in action in Geography in EYFS



Visit to our local Library in St Albans



On our trip at St Albans Signal Box



Exploring bus routes on our trip to St Albans Cathedral



Posting our letters to Santa at our local post box



Exploring our school environment during a maths lesson



Looking at maps during Chinese New Year



Exploring Forest School on our school site