

Handwriting Progression using Cursive Letters

The Letter-join scheme can be used as the basis of a whole school approach to handwriting, progressing from Early Years to Year 6.

Early Years

The youngest pupils are taught short handwriting lessons on a daily basis, which will include the following:

- enhancing gross motor skills such as air-writing, pattern-making and physical activities
- exercises to develop fine motor skills such as mark-making on paper, whiteboards, sensory trays, iPads, tablets, etc.
- becoming familiar with letter shapes, their sounds, formation and vocabulary
- correct sitting position and pencil grip for handwriting.
-

Lesson Planner Module 1 Cursive: Early Years introduces pre-cursive patterns and cursive, lower case letters. It starts with Getting Ready for Handwriting including fine and gross motor skills warm-up exercises, correct sitting position and tripod pencil grip.

The first module is divided into three sections covering:

- pre-cursive patterns
- easy letters and words
- harder letters and words

At the end of this module, children should be able to recognise and form all the cursive, lowercase letters of the alphabet and write words using the correct joining techniques.

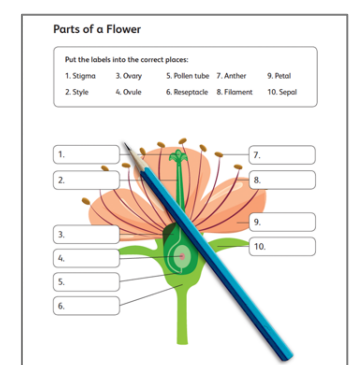


Key Stage 1: Years 1 and 2

Teaching progresses from five short, to two longer lessons per week:

- continuing with gross and fine motor skills exercises
- strengthening cursive handwriting, learning and practice
- numerals, capitals and printed letters; where and when to use, learning and practice
- KS1 SATs SPaG exercises.

Lesson Planner Module 2 Cursive: Year 1 teaches how to write capital letters, the use of printed letters, numbers and symbols, whilst reinforcing cursive handwriting using Letter-join's on-line and printed resources.




It is divided into three sections covering:

- warm ups, letter families and capital letters
- uses of printed letters
- numbers and symbols

On finishing this module, children should be confident in writing all the capital and printed letters, numbers and symbols and start to become familiar with their use.

Lesson Planner Module 3 Cursive: Year 2 includes lessons to improve letter formation and orientation of letters through regular practice and to support spelling, grammar and punctuation in readiness for KS1 SATs. The sections in this module cover:



- letter families
- high frequency words
- joining techniques
- sequencing sentences
- dictation exercises
- times table facts
- SPaG practice for KS1 SATs

With the regular handwriting practice throughout this module, children should now be developing the fluency and speed of their writing.



Name: _____ Date: _____

Number operations

There are lots of different ways to describe the four maths actions. Copy these in your best handwriting:

+	add	plus	take away	subtract
	plus	plus	subtract	subtract
	sum of	sum of	minus	minus
	total	total of	difference	difference
	and	and	fewer	fewer
	increase	increase	decrease	decrease
	more than	more than	reduce	reduce
	altogether	altogether	less than	less than
	how many	how many	left over	left over

x	multiply	multiply	÷	divide
	times	times		divide
	lots of	lots of	share equally	share equally
	groups of	groups of	remainder	remainder
	product of	product of	each	each
	by	by	split	split
	equal groups	equal groups	equal parts	equal parts

Upper Key Stage 2: Years 5 and 6

More advanced handwriting techniques will be taught during two weekly lessons:

- reinforcing cursive handwriting across the curriculum
- form-filling/labelling using printed and capital letters
- dictation exercises promoting quick note-taking and speedy handwriting writing skills
- KS2 SATs SPaG practice

Lesson Planner Module 6 for Year 5 continues to build on combining fluent handwriting with other subjects across the curriculum.


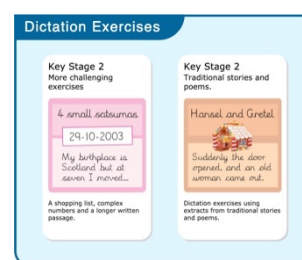
In this module, learners will have plenty of opportunity to develop the stamina and skills to write at length, with accurate spelling and punctuation. With Letter-join's wide range of resources they will be able to work towards producing consistently neat and well-presented handwriting in all curriculum subjects.

On completing this module, children should be producing cursive writing automatically, enabling them to focus on the content of their work rather than the process of writing.

Lesson Planner Module 7 Year 6 presents learners with a range of tasks where they have to decide on an appropriate style of handwriting. Promoting speedy, fluent writing continues to be a strong feature. Challenging dictation exercises will refine pupils' revising and checking skills as well as boosting their handwriting speed, stamina and fluency. A range of curriculum-based worksheets will give pupils the opportunity to practise writing at length.

Module 7 also contains a series of worksheets to aid KS2 SATs SPaG revision. They are designed to support year 6 pupils in meeting expected standards for spelling, punctuation and grammar, with lots of SPaG preparation and plenty of handwriting practice.

By the end of this module, children should be able to adapt their handwriting for a range of tasks and purposes and to create different effects. They should be clear about what standard of handwriting is appropriate for a particular task, for example, quick notes, a final handwritten version, an un-joined style or capital letters. All of these writing styles are covered in this module.



Incorporating handwriting lessons into your timetable

The aim of Letter-join's Handwriting Lesson Planners is to be flexible so that handwriting lessons can be easily incorporated into your timetable.

The Lesson Planners are designed so that teachers can use them as a toolkit to support and reinforce the teaching of handwriting and they allow plenty of scope to respond to individual children's needs.

For a more structured handwriting programme within your timetable, Letter-join's suggestion is as follows:

- **Early Years and Year 1:** short handwriting lessons on a daily basis (10-15 mins)
- **Year 2:** three longer lessons per week (15-20 mins)
- **Years 3 and 4:** handwriting lessons continue twice a week (20-30 mins)
- **Years 5 and 6:** more advanced handwriting techniques taught during two weekly lessons (30-40 mins)

Please note that each handwriting lesson has differentiation suggestions for those pupils who require extra practice or an extra challenge.

