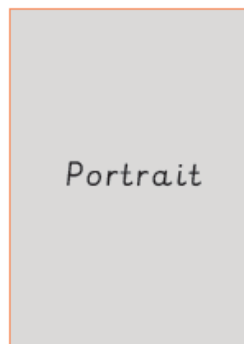



Mechanisms - Making a moving story book

Assemble	To fix all parts together.
Design	To make, draw or write plans for something.
Design criteria	A set of rules to help you with your ideas and test the success of them.
Evaluation	When you look at the good and bad points about something, then think about how you could improve it.
Mechanism	A system of parts working together.
Model	A practise version, often on a smaller scale, that lets you test out your idea and see how it will look and work.
Sliders	Something that can move from side to side or up and down.
Stencil	A shape which you can draw around.
Target audience	A person or particular group of people at whom a product is aimed.
Template	A stencil which you use to help you draw a shape more easily on to different materials.
Test	To find out whether something works as it should.

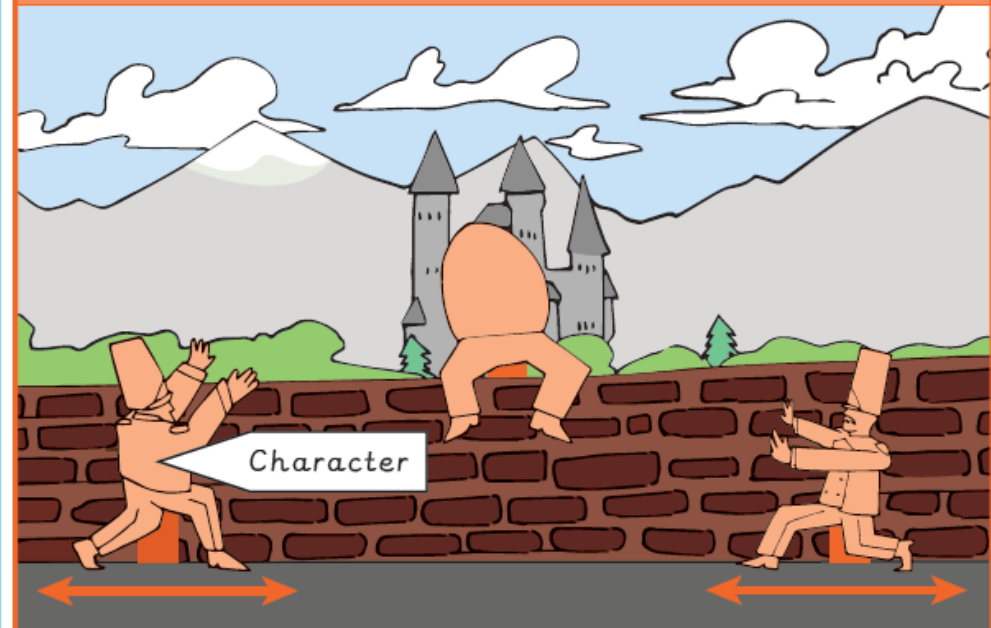
Page orientation. Which way around is your page?



Key facts



Moving story books allow you to move characters across different backgrounds.



Remember the key words for describing movement!




Up



Down



Left



Right