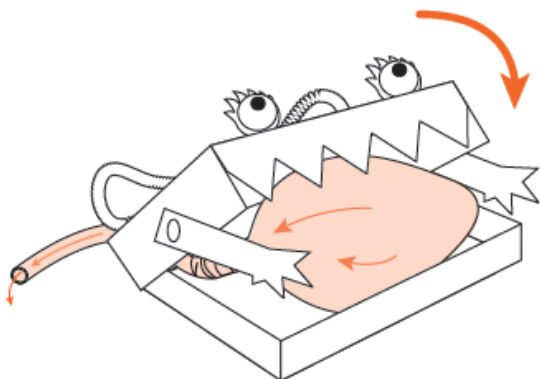


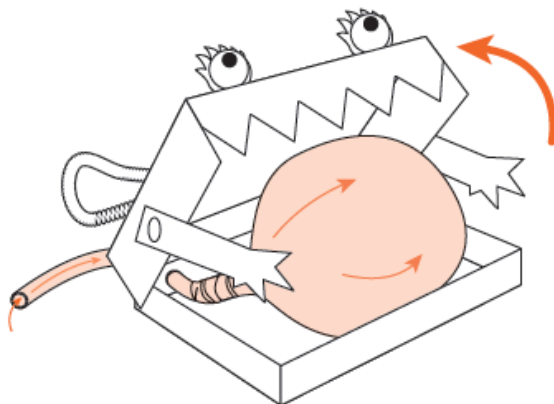
## Mechanical systems - Pneumatic toys

Exploded-diagram	A diagram which shows all of the parts of a product, including the internal and external parts.
Function	How something works.
Input	Input is the motion used to start a mechanism.
Linkage	Lengths of material (for example, metal or card) that are joined together by pivots, so that the links can move as part of a mechanism.
Mechanism	The parts of an object that move together as part of a machine.
Motion	The movement an object makes when controlled by an input or output (e.g. left, right, up, down).
Net	A 2D flat shape, that can become a 3D shape once assembled.
Output	Output is the motion that happens as a result of starting the input.
Pivot	The central point, pin, or shaft on which a mechanism turns or swings.
Pneumatic system	A mechanism that runs on air or compressed gas.
Thumbnail sketch	Small drawings to get ideas down on paper quickly.

When air exits the balloon, the monster's mouth closes.



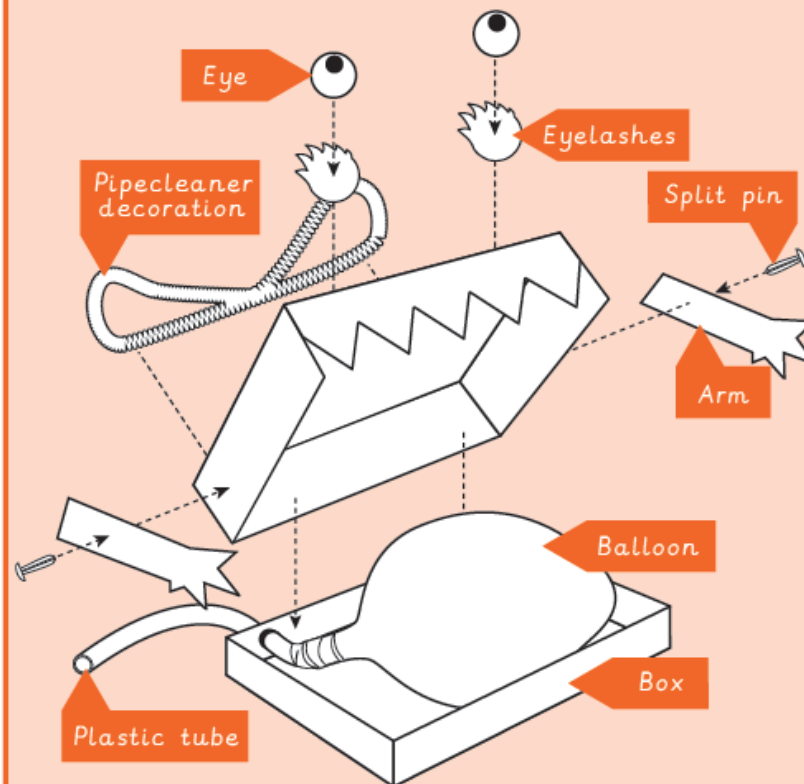
When air enters the balloon, the monster's mouth opens.



## Key facts



**Exploded-diagrams** allow us to see how a product is put together and the different components inside.



You will need:



Tie a pipecleaner into a bow

