

Year 1

Creating Media 2: Digital Writing

Prior Learning (EYFS):

Safely use and explore a variety of materials, tools and techniques, experimenting with colour, design, texture, form and function.

Current Learning (Y1):

Learners will develop their understanding of using a computer to create and manipulate text. They will become more familiar with using a keyboard and mouse to enter and remove text. Learners will also consider how to change the look of their text, and will be able to justify their reasoning in making these changes. Finally, learners will consider the differences between using a computer to create text, and writing text on paper. They will be able to explain which method they prefer and explain their reasoning for choosing this.

Future Learning (Y3 Desktop Publishing)

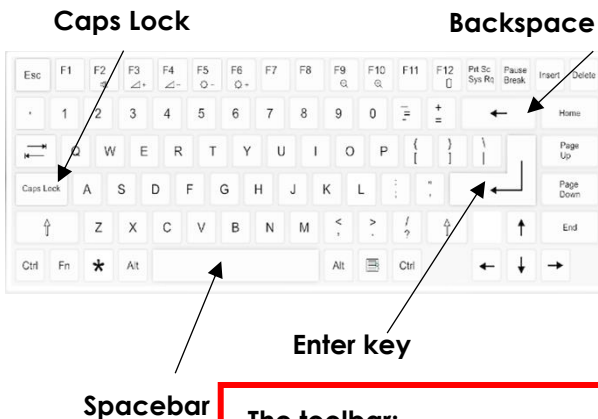
Learners will become familiar with the terms 'text' and 'images' and understand that they can be used to communicate messages. They will consider careful choices of font size, colour and type to edit and improve premade documents. Learners will be introduced to the terms 'templates', 'orientation', and 'placeholders'. They will start to add text and images to create their own pieces of work using desktop publishing software. Learners will look at a range of page layouts thinking carefully about the purpose of these and evaluate how and why desktop publishing is used in the real world.

Key Vocabulary

- word processor
- keyboard
- letters
- type/typing
- numbers
- space
- backspace
- text cursor
- bold
- italic
- underline
- toolbar
- mouse
- select
- font
- undo
- redo
- format

The Keyboard

This is a keyboard. We use this to help us 'write' on the computer. The buttons are called 'keys'.



Text Cursor

This tells you where your writing will appear.

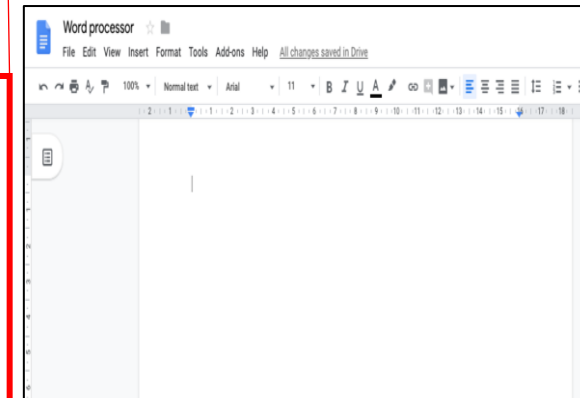
To move it, you can:

- Use the arrow keys or
- Move the mouse and click where you want it



Word Processor

We can use word processors to be able to 'write' on a computer. When we type on a keyboard, letters appear on the screen.



Key Questions:

- How can I use a computer to write?
- How can I add and remove text on the computer?
- How can I change the way text looks?
- How can I change the font?
- How do I use the undo button?

The toolbar:




Bold



Italic

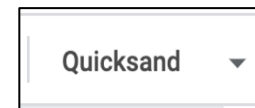


Underline



Undo

Redo



Font Style