



# EYFS LEARNING IN ART at Margaret Wix Nursery and Primary school



## Overview

In EYFS, Art and Design is found within the 'Expressive Arts and Design' (EAD) learning area.

This area of learning is split into two sections:

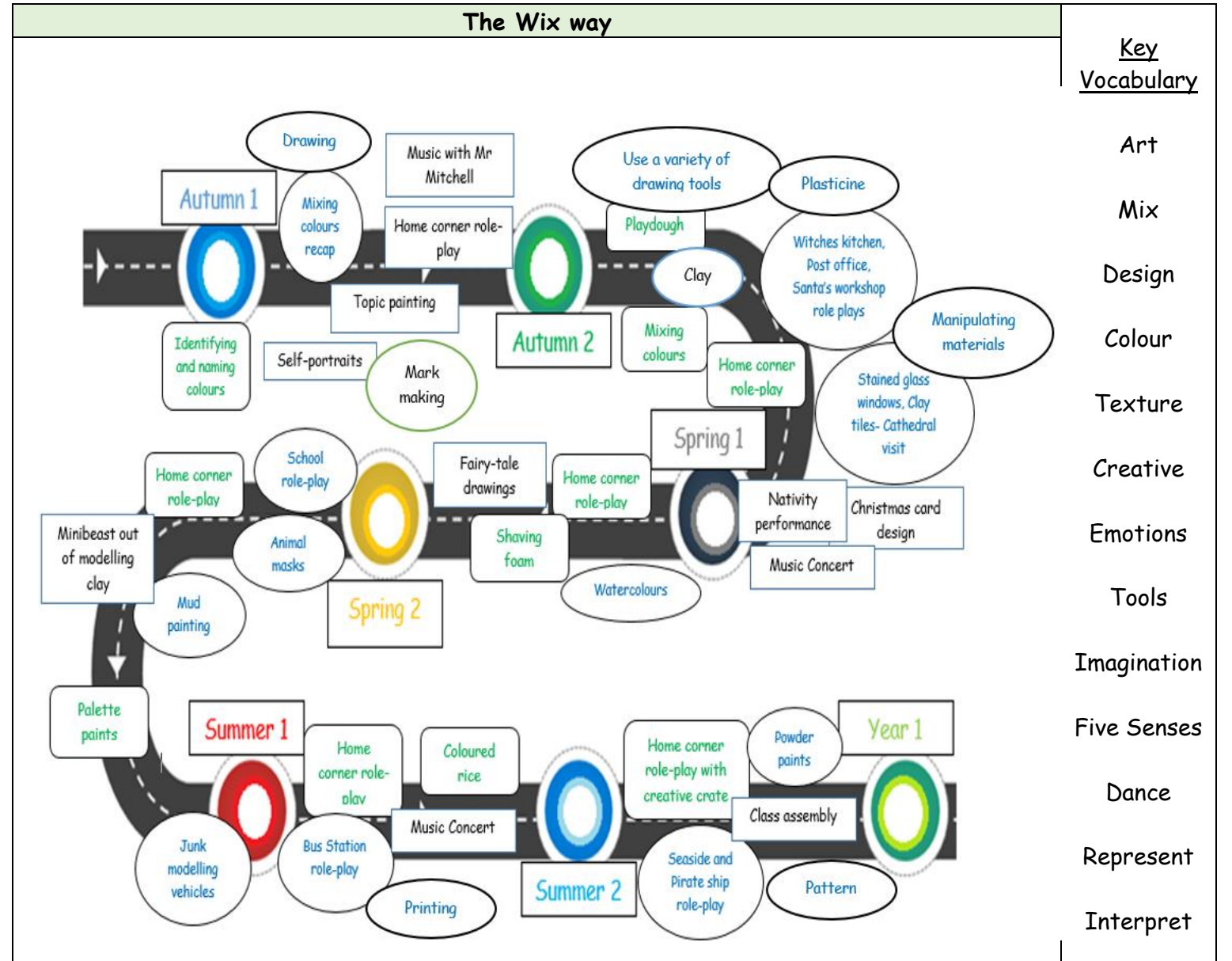
### Creating with Materials

- Safely use and explore a variety of materials, tools and techniques, experimenting with colour, design, texture, form and function.
- Share their creations, explaining the process they have used.
- Make use of props and materials when role playing characters in narratives and stories.

### Being Imaginative and Expressive

- Invent, adapt and recount narratives and stories with peers and their teacher.
- Sing a range of well-known nursery rhymes and songs.
  - Perform songs, rhymes, poems and stories with others, and (when appropriate) try to move in time with music.

-In our EAD lessons, we learn to be creative, using our imaginations to show feelings and ideas. Art can be anything that we can sense: things we can see, hear, feel, smell, or taste. Designing is about thinking up ideas to solve problems and to get the result that we want.



Along with 1 EAD focus lesson a week, here is where you will see ART applied in EYFS

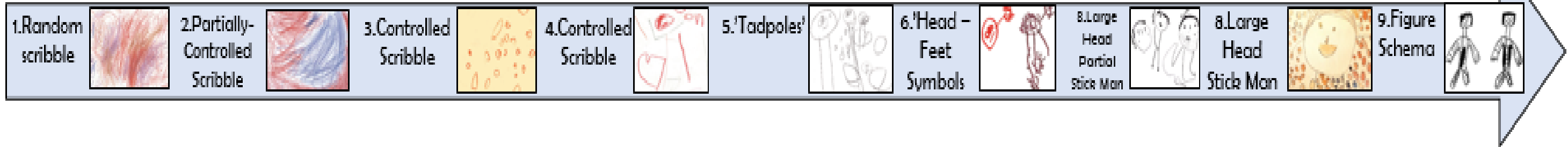
	<u>Creative area</u>	<u>Writing area</u>	<u>Role play area</u>	<u>Construction/small world area</u>
<b>Reception environment</b>				
<b>Nursery environment</b>	<u>Creative area</u> 	<u>Playdough area</u> 	<u>Role play area</u> 	<u>Small world area</u> 
<b>Other opportunities</b>	<u>Mud Kitchen</u> 	<u>Tuff tray play</u> 	<u>Outdoor mark making</u> 	<u>Music wall</u> 

In EYFS we explore the following Art Forms

Drawing/Painting	Drawing and painting are types of visual art (art that can be seen). In Nursery lines are used to create shapes and objects. By mixing colours, we can create new shades.
Sculpture	Sculpture is another type of visual art. Sculptures are made using objects (not drawn onto paper). The objects can be cut, carved, stuck or arranged in different ways.
Music and Dance	Music is a type of art that can be heard - it is about different sounds and sound patterns. Dance is how we can use our bodies to move to music. Dancing can be performed in patterns (dance sequences).
Photography and Role-Play	Photography allows us to capture the art that we see in the world around us. As the year progresses, we photograph our work and add it to tapestry. Role-play is when we act as another person or character (real or imagined).


## Developmental Stages- Progression of skills

### Drawing



### Cutting

	2 Years	2.5 Years	3-3.5 Years	3.5-4 Years	4-5 Years	6-7 Years
<b>Cutting Skill</b>	Snips with Scissors	Cuts across a 6-inch piece of paper	Cuts along a 6-inch line	Cuts out a circle	Cuts out a square	Cuts a variety of shapes and pictures
<b>Scissor Grip</b>	Holds scissors with palm face down	Holds scissors with palm slightly up	Holds scissors with neutral wrist	Holds scissors with neutral wrist	Holds scissors with neutral wrist	Holds scissors with neutral wrist
<b>Paper Grip</b>	Holds paper awkwardly	Holds paper with palm up; keeps paper steady	Holds paper with palm partially up; keeps paper steady	Coordinates holding the paper and the scissors	Coordinates holding the paper and the scissors	Hand holding paper moves synchronously with hand holding scissors; fluid cutting



1	Table top scissors
2	Loop scissors
3	Spring loaded scissors
4	Double looped training scissors
5	Right-handed scissors

### Linked area of learning within the EYFS

Physical Development		
	Using Simple Tools Sub-Area: Moving and Handling	Tools are objects that help us to <u>make changes to things</u> . Some examples of science tools we can use are:  Pencil Ruler Measuring Jug Test Tube Dropper Tongs Thermometer Tape Magnifying Glass
	Healthy Living Sub-Area: Health and Self-Care	-One way to stay <u>fit and healthy</u> is to eat <u>healthy foods</u> , for example fruit (e.g. apples, grapes, strawberries) and vegetables (e.g. carrots, lettuce, sweetcorn) -Another way to stay fit and healthy is to <u>exercise</u> , e.g. running, playing sports, cycling or swimming.

**Children in action in ART in EYFS**



Making our own playdough



Music concert



EAD share and learn

Rice play in malleable area



Constructing outside



Nursery child using loop scissors



Coronation dance class



Making a car during our transport topic

Using peg boards to make patterns



Using our outdoor stage