



Reception and Year 1 Phonics Workshop



Phonics

Phonics





What is Phonics?

- Phonics is a way of teaching children how to read and write.
- It helps children hear, identify and use different sounds that distinguish one word from another in the English language

Did you know?

The English language has:-

- 26 letters
- 44 sounds
- Over 100 different ways to spell those sounds

						
ai	ee	igh	oa	oo	oo	ar
						
or	ur	er	ow	oi	ear	air



abcdefghijklmnop
ijklmnopq

New DFE Guidance for Early Reading and Phonics

The journey to independent reading and writing begins with Phonics

Why Little Wandle?

- Excellent training for all staff to ensure consistency.
- Every aspect of phonics and reading included in a detailed, thorough and systematic approach.
- Engaging resources without distracting from the learning.
- Comprehensive system for identifying and supporting children requiring extra help.
- Useful support for parents.



How we teach phonics

- Daily short sessions
- Specific order of teaching
- Synthetic phonics
- Correct pronunciation is vital - Videos on LW
- Repeated practice
- Revisit previously taught sounds at start of each lesson

Practice makes permanent

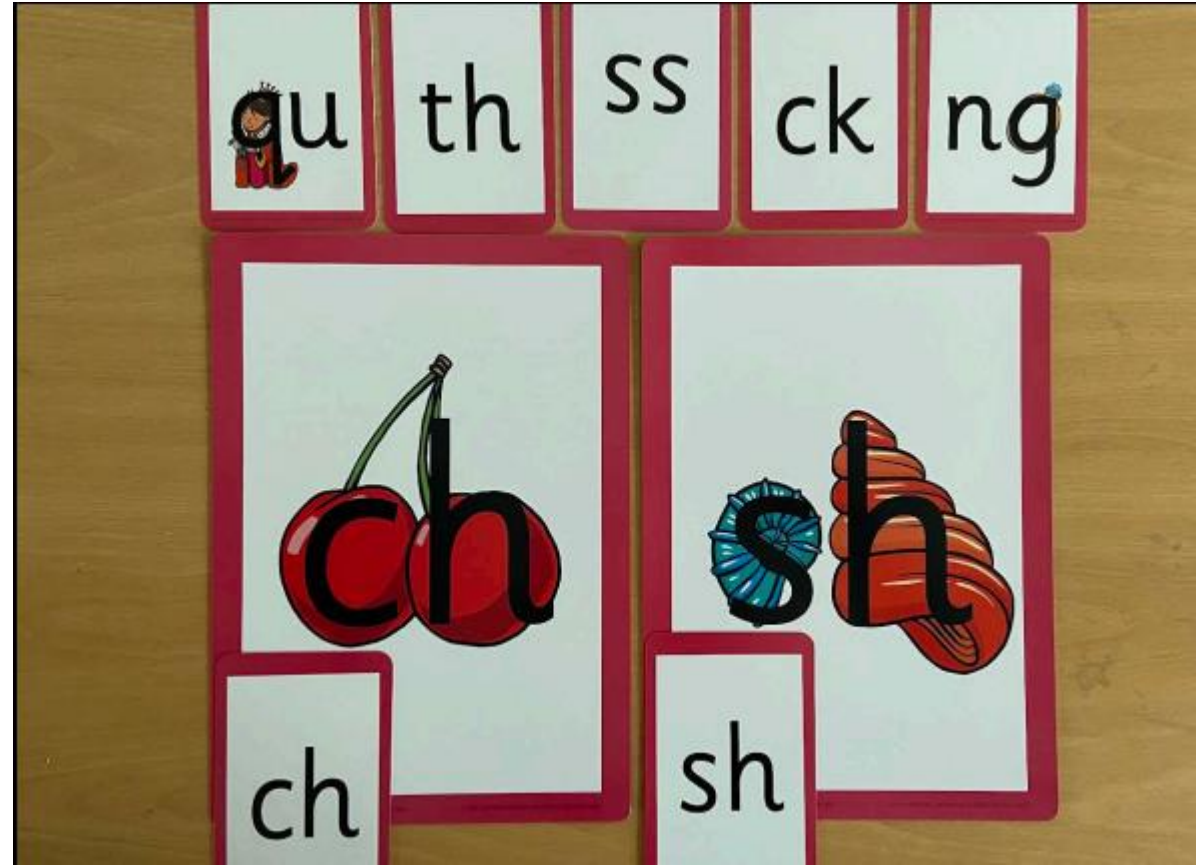
Grapheme chart

s	t	p	n	m	d	g	c	r	h	b	f	l	j	v
ss	tt	pp	nn	mm	dd	gg	ck	rr		bb	ff	ll		vv
							ck							
							cc							

w	x	y	z	qu	ch	sh	th	ng	nk	a	e	i	o	u
			zz											
			s											

ai	ee	igh	oa	oo	oo	ar	or	ur	er	ow	oi	ear	air
----	----	-----	----	----	----	----	----	----	----	----	----	-----	-----





ar

oi

or

ai



soap that goat



sheep in a jeep



zoom to the moon



hook a book

R Au1 extra

map

. . .

R Au1 extra

nip

. . .

R Au1 extra

sat

R Sp1 wk1

meet

. — .

R Sp1 wk1

rain

. — .

R Sp1 wk1

sheep

— — .

Jargon

You may hear your children say...

-phonics – The teaching of reading by developing awareness of the sounds in words and the corresponding letters used to represent those sounds.

-phoneme – Any one of the 44 sounds which make up words in the English language.

-grapheme – How a phoneme is written down. There can be more than one way to spell a phoneme. E.g-the phoneme 'ay' is spelt differently in each of the words 'way', 'make', 'fail', 'great', 'sleigh' and 'lady'.


-blending – Putting together the sounds in a word in order to read it, e.g. 'f – r – o – g, frog'.

-segmenting – Breaking a word into sounds in order to spell them, e.g. 'frog, f – r – o – g'.

-Digraph – 2 letters making one sound.

-Trigraph – 3 letters making one sound.

-Split vowel digraph – A digraph representing a vowel sound where its two letters are split by an intervening e.g. 'a_e' in 'take'.



Reading

We want children to love reading

Reading should be enjoyable

Learning to read should be a positive experience

We want children to read for pleasure and be life long readers



Reading underpins children's access to the curriculum and clearly impacts on their achievement



The **MORE** that you
READ, the
you will ^{more things}
KNOW.
The **MORE** that you
LEARN, the more places
you'll **GO.**

- Dr. Seuss -

- Once children have secure knowledge of a number of GPC's (Grapheme Phoneme Correspondences) and are confidently blending, they will be ready for reading books.
- Prior to this they may have wordless books which develop great language skills and teach children the layout of books and how to handle books.



How we teach reading

Reading practice sessions are:

- Timetabled each week
- Taught by a trained teacher or teaching assistant
- Taught in small groups

Books are:

- Matched to the children's secure phonic knowledge and word reading
- Sent home to build fluency



How we teach reading

Reading Practice Books carefully matched so children can read fluently and independently.

Reading sessions begin with some quick sounds and words practice.

1. Decoding.
2. Prosody (intonation, expression).
3. Comprehension.

When children take their book home to read they should be 95% fluent.

Please do not worry that a book is too easy – your child needs to develop fluency and confidence in reading. Re-reading a book they have had before helps develop fluency – this is the goal.

Celebrate their success!!

How do we decide which books children read?

Children are assessed, then LW matches which books should be allocated for their secure phonic knowledge.




Children will take their Reading Practice Book home (after reading it in school).

Share the front cover page before reading – this covers sounds and words contained in the book.

Celebrate, praise, talk about the book with your child.

Please make sure books are in book bags and returned as they will be needed for other groups.


Please look after the books!



Supporting at home:

Reading for pleasure books

- Children will also bring home a 'reading for pleasure book' from the library each week.
- To become lifelong readers, it is essential that they read for pleasure.
- Children **may not** be able to read this book independently but these books offer a wealth of opportunities for talking about the pictures and enjoying the story or information text.
- Enjoy the book together and foster a love of reading.



What else can parents do?

Please look at the Little Wandle videos and guidance for parents.

Support children in learning the alphabetic code.

Let your child “show off” their reading to you and celebrate and praise all the way!

Share books with your children for pleasure.

Check on your Tapestry or Year 1 weekly updates for documents to support reading and phonics.

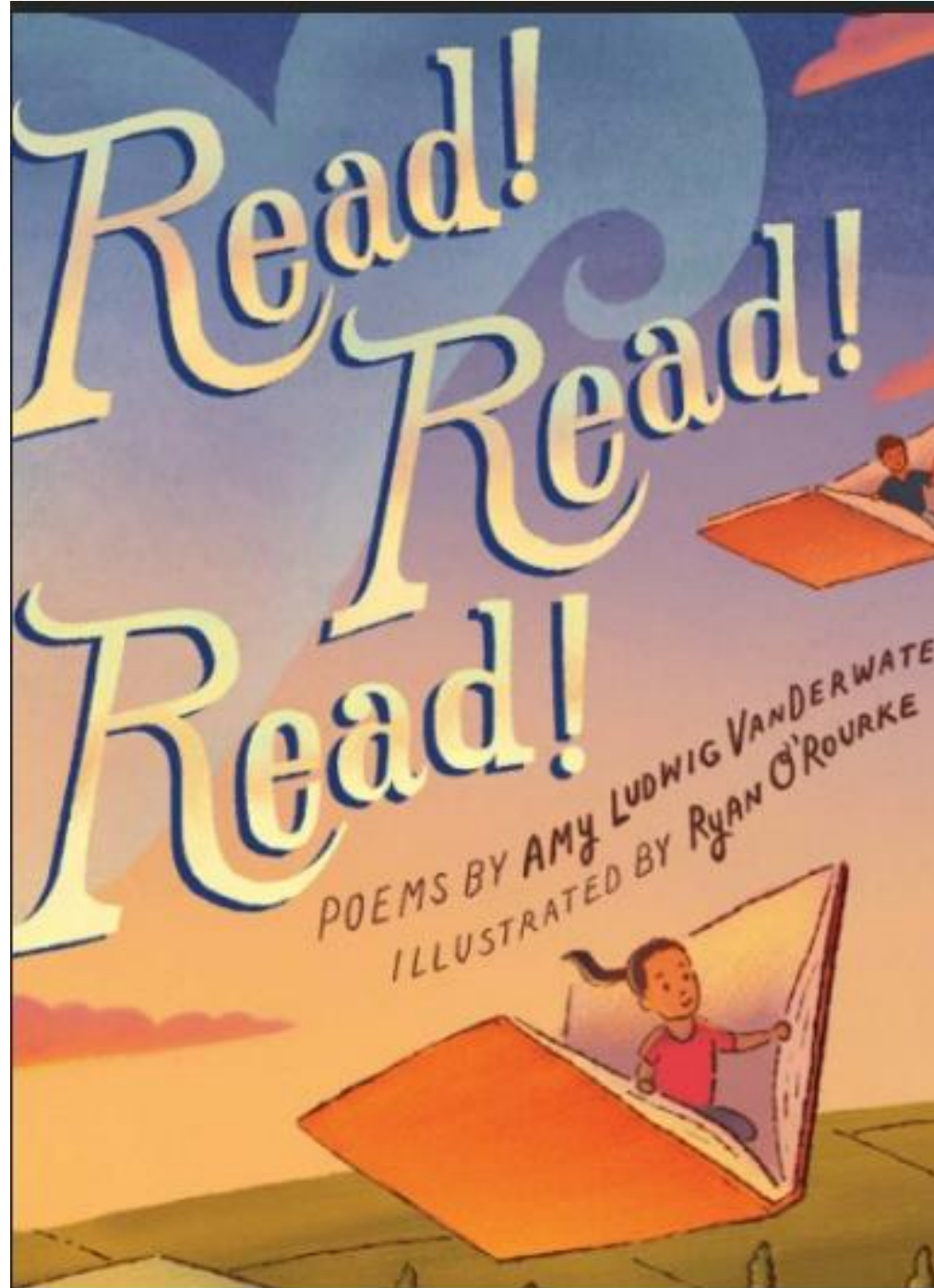
Further Support:

For a full list of the graphemes and tricky words that your child will learn in Reception and Year 1 please click [here](#).

For a glossary of Phonics terminology please click [here](#).

For videos to support pronunciation please click [here](#).

All this information can be found under the Phonics and Early Reading star on our website



Help your child with **reading**

I Spy

Play 'I Spy' games. Can you find words beginning with...? Can you find a picture of a ...? How many ... can you see?

Ask Questions

Ask questions about the story as you read it e.g. What is the story about? Why do you think they made that choice? Was it a good choice? Why did that happen? What do you think will happen next? What was your favourite part of the story? Why?

Make it Fun

Enjoy reading together. Give characters funny voices and engage with the pictures. Make a game out of finding words that rhyme or start with the same sound.

Be Seen

Make sure you are seen reading. Keep books and magazines at easy reach.

Get Out

Go to your public library regularly. Find the books you loved as a kid to read together.

Create

Use reading to inspire drawings or new stories.

Go Online

Look online & in app stores for appropriate word & spelling games.

Make Space

Have a special place or a certain time when you read together.

Read everything out loud.

Books, poems, nursery rhymes, newspaper & magazine articles, food labels...
anything that is close to hand!

Use the following websites for phonics games and practice:

- Websites for Phonics games: Phonics Play - <https://www.phonicsplay.co.uk/>
- Phonic Bloom - <https://www.phonicsbloom.com/>
- Topmarks - <https://www.topmarks.co.uk/english-games/5-7-years/letters-and-sounds>